

WUN SERIES

WUN 134EU
WUN 234EU
WUN 294EU
WUN 434EU
WUN 634EU
WUN 1184EU



WASHER EXTRACTOR

WUN SERIES

WUN SERIES

Steam or Electric Heat model

1184EU
[CAPACITY]
118 kg

634EU
[CAPACITY]
63 kg

434EU
[CAPACITY]
43 kg

294EU
[CAPACITY]
29 kg

234EU
[CAPACITY]
23 kg

134EU
[CAPACITY]
13 kg

We manufacture 97% of the components necessary for assembly in our factories in order to realize production of high-quality and high-durability products.

We strictly control in-house manufacturing even if it means making one small part at a time in order to provide products that are robust and deliver high performance.

In addition, our production methods deliver a permanent stable supply of components.

1184EU [CAPACITY]
118 kg

This flagship is indicative of the perfected Craftsmanship that gives these washer extractors the FOREVER name they have earned.

Tilts in both forward and backward directions

Tilt angle: 14° both forward and backward directions

Drainage can be selected from five directions

Back: 2 locations, right side: 1 location, left side: 1 location, bottom: 1 location



Tilt angle
14°

WASHER EXTRACTOR

FOREVER MACHINE



WUN634EU

[CAPACITY] 63kg

G force up to 330G and rotating speed up to 720rpm allowing for total control of moisture removal while being gentle on the linen.

Robust Door Hinges, Door & the Locking assembly for longevity.

Typical quality from these dedicated engineers, easy opening and closing.

Apron as Standard Equipment

The machine includes an apron at the lower portion of the lid as standard equipment to prevent clothes from falling on the floor.



WUN434EU

[CAPACITY] 43 kg

WUN294EU

[CAPACITY] 29 kg

"High Anti-Vibration Specifications" allowing for high-speed extraction of those 'difficult' unbalanced loads.

Loads that cannot be extracted by conventional models due to difficulty in balancing can be processed and extracted to high speed with ease in the WUN Washer Extractors. These machines are suited for Industrial & Commercial Laundries processing special bulky items like mats.

WUN234EU

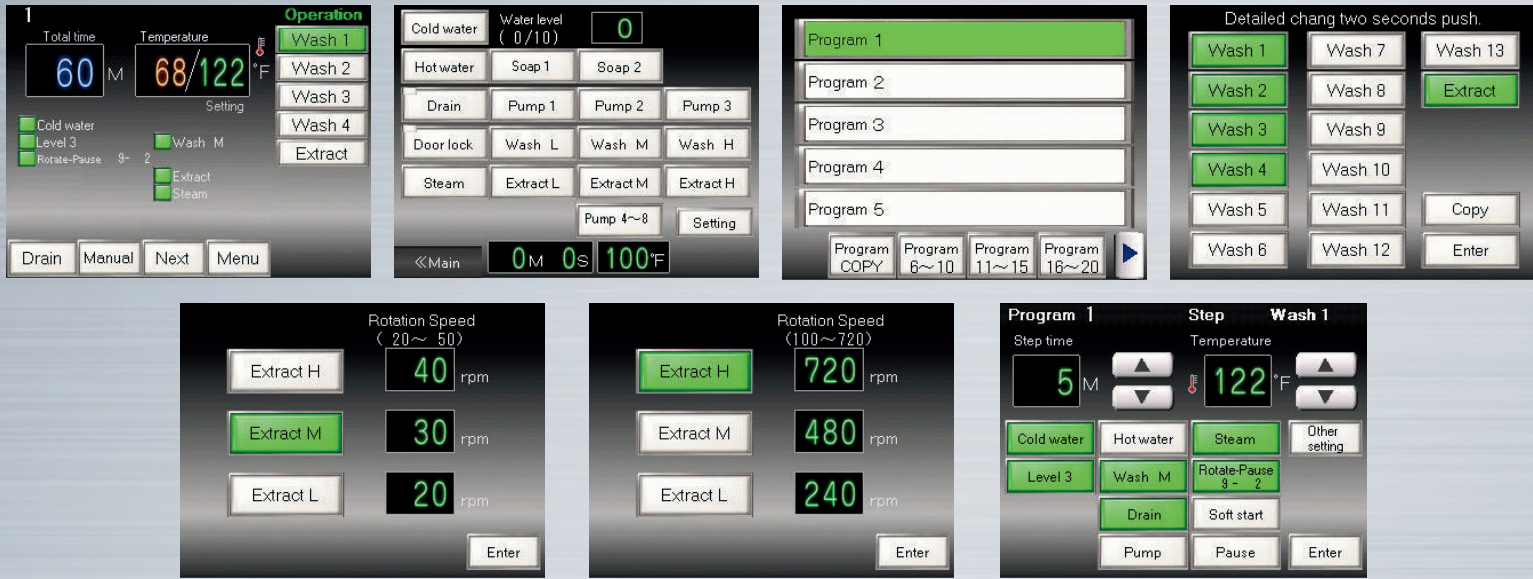
[CAPACITY] 23 kg

WUN134EU

[CAPACITY] 13 kg

Yamamoto engineers have adopted a unique mounting system that they developed from years of dedicated research to reduce noise and vibration during washing and extraction. This is the System that has made Yamamoto equipment the FOREVER machines.

TOUCH SCREEN OPERATOR PANEL



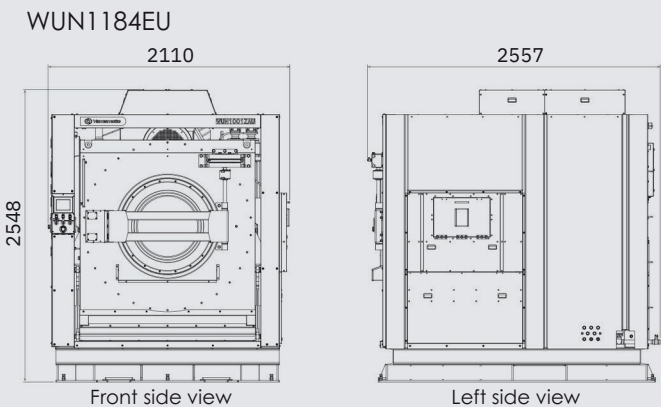
- Touch Screen, sequencing controller, catering to all industries, can store 100 Wash Formulas, easy to follow programming.
- Equipped for 8 Chemicals, easy to signal outputs and injection ports.
- **“Premium Efficiency Motor & Inverter Control”** allowing for delicate mechanical action, the drum rotation speed can be changed by 1 rpm and the rotation time by 1 second.
- **“10 Water settings”** Allowing for total control over water usage and optimum mechanical action when washing and rinsing. Water Levels can be set when processing partial loads for best quality.

WASHER EXTRACTOR SPECIFICATION

SPECIFICATION / MODEL:WUN1184EU

Max capacity		118kg
Drum	Diameter	1,320mm
	Depth	860mm
Speed	Wash	20-40rpm
	Extract	100-640rpm
Power supply		415V 3-Phase 4-wire
Motor		18.5Kw 6P
Supply pressure	Water	0.1-0.3MPa
	Hot water	0.1-0.3MPa
	Steam	0.5-0.7MPa
Machine weight		5,900kg

DIMENSION



Plinths (20cm) are available for all models.

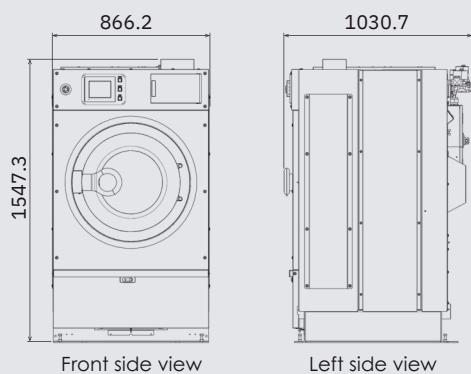
As of JUL 2024 The information in this brochure is subject to change without notification. The actual color may be different from that shown in this printed brochure.

SPECIFICATION

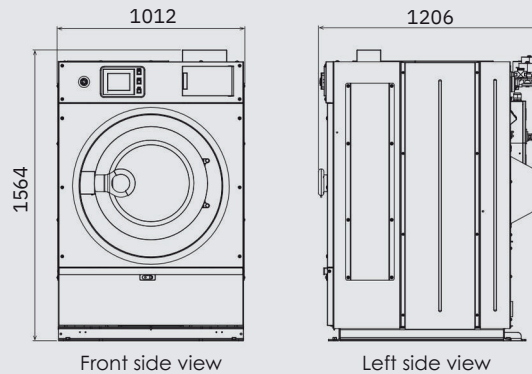
MODEL		WUN134EU	WUN234EU	WUN294EU	WUN434EU	WUN634EU
Max capacity		13kg	22kg	29kg	43kg	63kg
Drum	Diameter	660mm	762mm	890mm	965mm	1,140mm
	Depth	357mm	486mm	461mm	592mm	620mm
Speed	Wash	20-50rpm	20-50rpm	20-50rpm	20-50rpm	20-50rpm
	Extract	100-880rpm	100-880rpm	100-800rpm	100-750rpm	100-720rpm
Power supply		AC415V 3-Phase 4-wire	AC415V 3-Phase 4-wire	415V 3-Phase 4-wire	415V 3-Phase 4-wire	415V 3-Phase 4-wire
Motor		2.2Kw 4P	4.0Kw 4P	5.5Kw 4P	7.5Kw 4P	15Kw 4P
Supply pressure	Water	0.1-0.3MPa	0.1-0.3MPa	0.1-0.3MPa	0.1-0.3MPa	0.1-0.3MPa
	Hot water	0.1-0.3MPa	0.1-0.3MPa	0.1-0.3MPa	0.1-0.3MPa	0.1-0.3MPa
	Steam (Option)	0.4-0.6MPa	0.4-0.6MPa	0.4-0.6MPa	0.4-0.6MPa	0.4-0.6MPa
Machine weight		500kg	660kg	850kg	1,340kg	2,100kg

DIMENSION

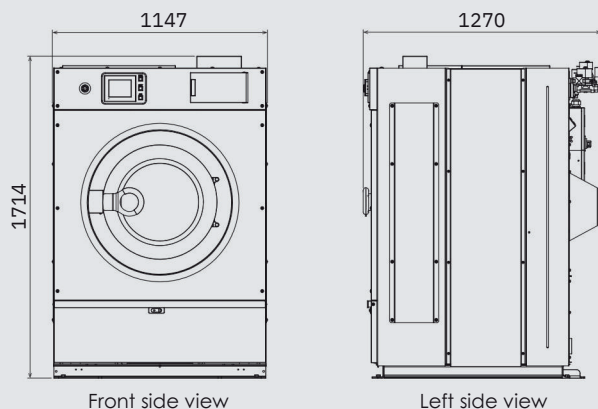
WUN134EU



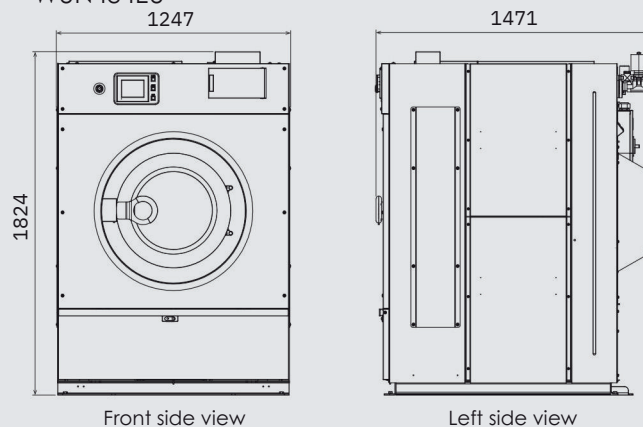
WUN234EU



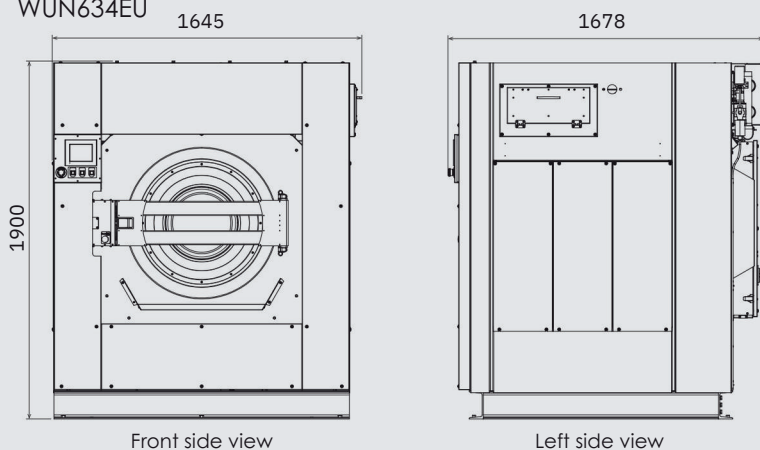
WUN294EU



WUN434EU



WUN634EU



Plinths (20cm) are available for all models.



Yamamoto
NORDIC

Amerintie 74, 04320 Tuusula, Finland
www.yamamoto-nordic.com



Yamamoto Manufacturing Co.,Ltd.

1-220-19, Chojabara, Onomichi, Hiroshima 722-0221, Japan
Tel: +81-848-48-5300 Fax: +81-848-48-5310